

DVI to HDMI Converter with Digital Audio ID# 728



Operation Manual

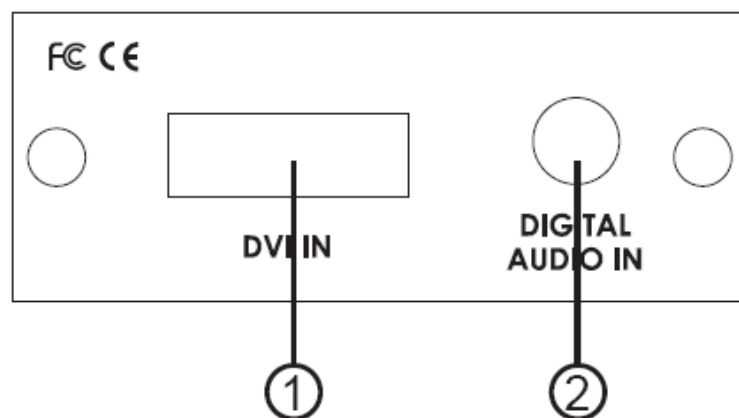
Introduction

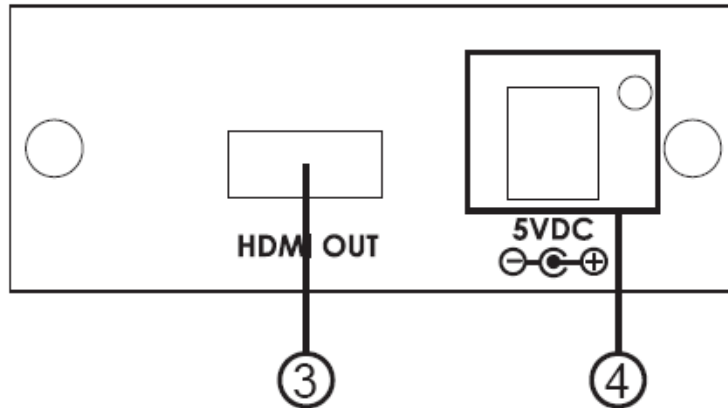
This converter box is converts DVI/Coaxial to HDMI output. It enables to connect the DVI source and digital audio to a HDMI digital display. This converter box also does signal amplification and equalization for incoming TMDS data before re-transmitting them with optimal quality regardless of the incoming signal quality.

Features

1. HDMI 1.2, HDCP 1.1 and DVI 1.0 compliant.
2. Supports DVI/Coaxial input and HDMI output.
3. Input format auto detection: Digital RGB or YPbPr.
4. Coaxial input supports LPCM 2CH, Dolby Digital 5.1CH and DTS 5.1CH digital audio.
5. Full HDCP compliant.
6. Operation Frequency: 165MHz
7. Frequency Bandwidth: 1.65Gbps (single link).
8. Supports audio sampling frequencies: 32, 44.1 and 48kHz.
9. Supports high resolution input/output:
PC: VGA@60/72/75/85Hz, SVGA@60/72/75/85Hz,
XGA@60/70/75/85Hz, SXGA@60/75/85Hz, UXGA@60Hz.
SD/HD: 480i/p@60Hz, 576i/p@50Hz, 720p@50/60Hz, 1080i@50/60Hz
and 1080p@24/50/60Hz.
10. Easy to install and to operate.

Operating Functions and Controls

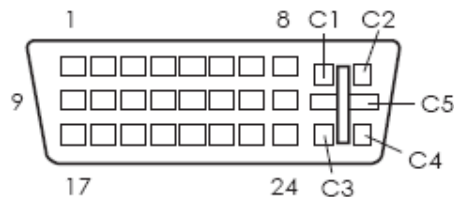




- 1. DVI input:** Connect the DVI input port to the DVI output port of your source equipment such as DVD player or set-top-box. It supports only DVI-D signal via a DVI-I connector.
- 2. Coaxial input:** Connect the Coaxial input port to the audio output of your digital audio equipment.
- 3. HDMI output:** Connect the HDMI output port to the HDMI input port of your HDMI display.
- 4. Power:** Plug the 5VDC power supply into the unit and connect the adaptor to AC wall outlet.

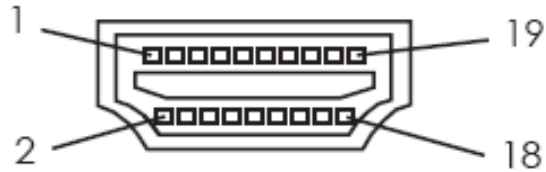
Pin Configuration

A. DVI-D Input Pin Assignment



Digital only connector pin assignments					
Pin	Signal Assignment	Pin	Signal Assignment	Pin	Signal Assignment
1	T.M.D.S Data2-	9	T.M.D.S Data1-	17	T.M.D.S Data0-
2	T.M.D.S. Data2+	10	T.M.D.S. Data1+	18	T.M.D.S. Data0+
3	T.M.D.S. Data2 Shield	11	T.M.D.S. Data1 Shield	19	T.M.D.S. Data0 Shield
4	N.C.	12	N.C.	20	N.C.
5	N.C.	13	N.C.	21	N.C.
6	DDC Clock	14	+5V Power	22	T.M.D.S. Clock Shield
7	DDC Data	15	Ground (for +5V)	23	T.M.D.S. Clock+
8	No Connect	16	Hot Plug Detect	24	T.M.D.S. Clock-
C1	N.C.	C2	N.C.	C3	N.C.
C4	N.C.	C5	N.C.		

B. HDMI Output Pin Assignment



Pin#	Function Assignment	Pin#	Function Assignment
1	TMDS Data2+	2	TMDS Data2 Shield
3	TMDS Data2-	4	TMDS Data1+
5	TMDS Data1 Shield	6	TMDS Data1-
7	TMDS Data0+	8	TMDS Data0 Shield
9	TMDS Data0-	10	TMDS Clock+
11	TMDS Clock Shield	12	TMDS Clock-
13	CEC	14	Reserved (N.C. on device)
15	SCL	16	SDA
17	DDC/CEC Ground	18	+5V Power
19	Hot Plug Detect		

Specifications

Input ports	1 x DVI (only DVI-D supported) , 1 x Coaxial (S/PDIF)
Output port	1 x HDMI
Power Supply	5V/1A DC (US/EU standards, CE/FCC/UL certified)
Dimensions (mm)	105(W) x 76(D) x 30(H)
Weight(g)	188
Chassis Material	Aluminum
Silkscreen Color	Silver
Operating Temperature	0°C ~ 40°C