

HDMI to HDMI Switch

3 input - 1 output Slimline ID# 545



Operation Manual

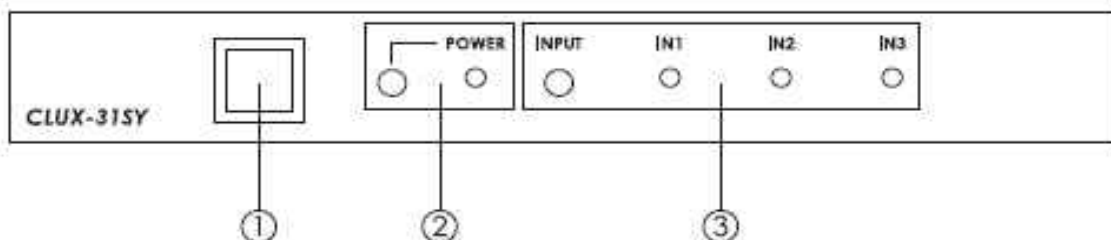
Introduction

The HDMI to HDMI Switch 3 in – 1 out is a high performance HDMI switcher with remote control. It allows your various HDMI sources to share one HDTV display. Simply pressing one button to select your desired HDMI source for display on the HDTV.

Features

- HDMI 1.3, HDCP 1.1 and DVI 1.0 compliant.
- Supports 30/36/48 bit color depth display.
- Supports High Definition audio - Dolby Digital TrueHD and DTS-HD.
- Auto Signal Enhancement feature can improve signal quality after long distance transmission.
- LED indicators.
- Ideal for home theater integration.
- Supports high resolution input:
- **PC:** VGA, SVGA, XGA, SXGA, UXGA (1600 x 1200) and 1920 x 1200 &
- **HDTV:** 480i, 480p, 576i, 576p, 720p, 1080i and 1080p
- Remote control.
- Easy to install and simple to operate.

Operating Functions and Controls Front Panel



1. Remote control sensor.

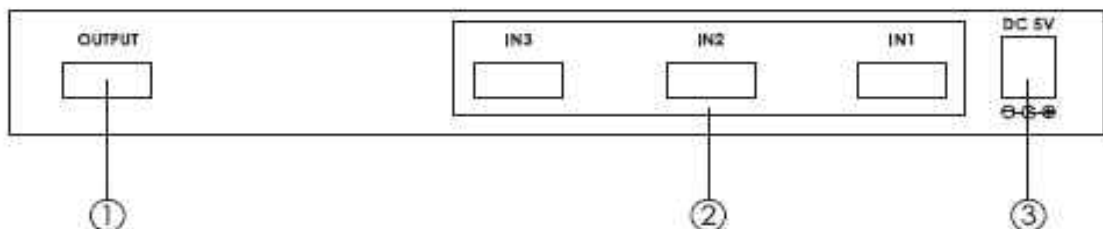
2. Power LED Indicator:

The LED will illuminate when the power is connected.

3. Input select/Indicators:

Press the " INPUT" button repeatedly to switch to your desired input source and the LED will illuminate to indicate which input source is selected.

Rear Panel



1. HDMI output:

Connect the HDMI out of the unit to the HDMI input of your display using HDMI cable.

2. HDMI inputs:

Connect your various HDMI sources to the 3 HDMI inputs of unit using HDMI cable.

3. Power:

Plug the 5VDC power supply into the unit and connect the adaptor to AC wall outlet.

Remote Control

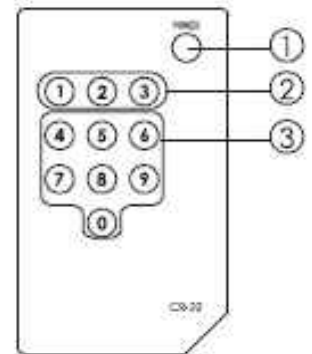
1. Power:

Press the button to turn on/off the unit.

2. Direct input selector:

Press 1, 2, or 3 to select the desired input source.

3. Void buttons (No function).



Specifications

- Frequency bandwidth: 2.25Gbps(single link)
- Inputs: 3 x HDMI female ports (Type A connector)
- Output: 1 x HDMI female port (single link)
- 5VDC power supply
- Weight: 0.9kgs
- Dimension: 200(W) x104(D) x 25(H)mm

Connection and Installation

