

SDI to CV/SV Scaler with Audio - ID# 924



Operation Manual

Introduction

The SDI to CV/SV Scaler with Audio allows SD, HD and 3G-SDI signals to be display on CV/SV displays while ensuring high bit rates of 2.970 Gbps gives you fast signal transmission without signal loss. For professional this means that it is now easier to distribute and extend your SDI signal while giving you the ability to display your work on the existing CV/SV displays. Further, the design of coaxial and L/R audio output allows user to output audio with both digital and analog format and the loop-through 3G-SDI design also benefit user to enjoy both SDI and CV/SV display synchronously.

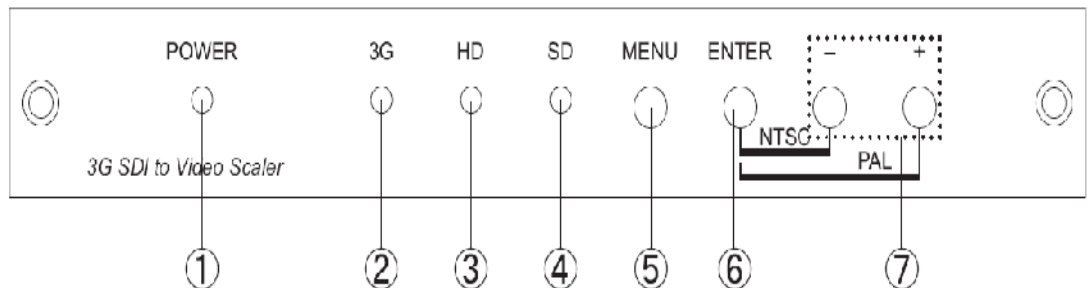
Features

- Operation at 2.970Gbps, 2.970/1.001Gbps, 1.485Gbps, 1.485/1.001Gbps and 270Mbps
- Supports SMPTE 425M (Level A and Level B), SMPTE 424M, SMPTE 292M, SMPTE 259M-C
- Equalized and re-clocked loop output
- Alternative audio output to coaxial and analog 2CH
- Auto video mode detection (3G/HD/SD)
- Conversion from SMPTE 425M level B to Level A for 1080p 50/59.94/60 4:2:2 10-bit
- Supports NTSC/PAL output

Applications

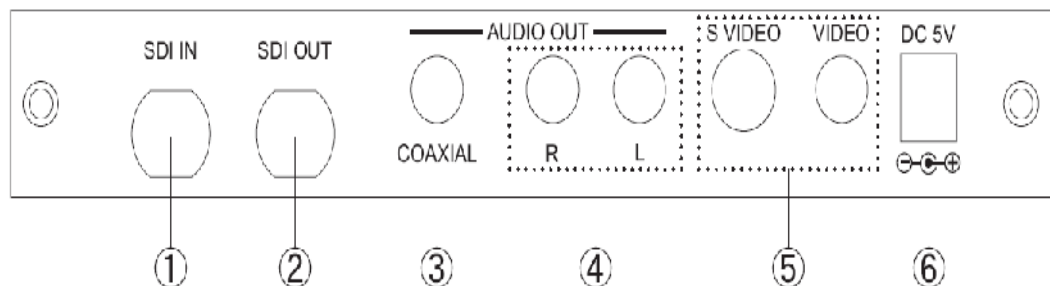
- Broadcast video signal sending to SDI display
- 3G SDI signal convert into CV/SV signal

Operation Controls and Functions Front Panel



- ① **POWER LED:** This blue LED will illuminate when the device is connected with power supply.
- ② **3G LED:** This green LED illuminate when the input SDI signal is with 3G format.
- ③ **HD LED:** This green LED illuminate when the input SDI signal is with HD format.
- ④ **SD LED:** This green LED illuminate when the input SDI signal is with SD format.
- ⑤ **MENU:** Press this button to enter/exit the OSD menu.
- ⑥ **ENTER:** Press this button to confirm your selection. Press both ENTER and - buttons together to switch output timing to 720p instantly and press with + buttons together to switch output timing to XGA.
- ⑦ **-/+:** Press these buttons to move up or down the OSD selections.

Back Panel



- ① **SDI IN:** This slot is where you connect the SDI source output for SDI signal sending to be display on screen.
- ② **SDI OUT:** This slot is where you connect the SDI display with SDI cable for input source display.
- ③ **AUDIO OUT COAXIAL:** This slot is where you connect the amplifier with coaxial cable and from amplifier to speaker
- ④ **AUDIO OUT R/L:** These slots are where you connect the speaker or amplifier with RCA jack for audio signal display.
- ⑤ These slots are to connected with display TV or monitor with CV/SV cable(s).
- ⑥ **DC 5V:** Plug the 5V DC power supply into the unit and connect the adaptor to AC wall outlet. Blue LED will illuminate when the power is ON.

OSD Menu


1st Layer	2nd Layer	3rd Layer
Display	Output	NTSC
		PAL
	Size	Full
		Over Scan
		Under 1
		Under 2
		Letter Box
		Pan Scan
	Exit	
Color	Contrast	0~255(105)
	Brightness	0~192(96)
	R	0~255(128)
	G	0~255(128)
	B	0~255(128)
	R Offset	0~64(32)
	G Offset	0~64(32)
	B Offset	0~64(32)
	Exit	
SDI Audio	Group 1	
	Group 2	
	Group 3	
	Group 4	
	Auto	
	Off	
Factory Reset	Yes	
Information	Input/Output & Revision	

Display



- **Output Timings:** There are NTSC & PAL available for user's selection.
- **Size:** Adjust the display's screen size from Full, Over Scan, Under Scan, Letter box or Pan scan to fit the different timing's display and make the viewing become more pleasure.

Color



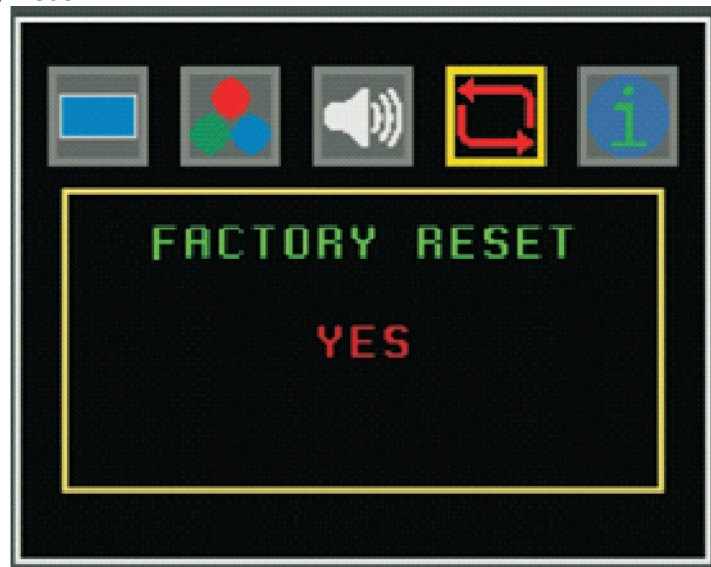
- Adjust screen color RGB's Contrast and or Brightness.

SDI Audio



- Select SDI audio output from 4 different group and each group contents 2CH .If no audio output is require the audio can also be mute by selecting off

Factory Reset



- Select YES to return to the factory setting. Factory setting on display is at 1024 x 768@60Hz with full size screen, Color setting's factory default rate are as the value in the bracket of the OSD chart and SDI audio is on auto.

Information



- Displaying both input source and output display timing with software version.

Specifications

SMPTE Standard	425M Level A & B, 424M, 292M, 259M-C
SDI Transmission Rates	2.970 Gbps, 2.970/1.001 Gbps, 1.485Gbps, 1.485/1.001 Gbps, and 270Mbps
Frequency Bandwidth	225MHz/link (HDMI 1.3)
Input Port	1 x BNC (SD/HD/3G-SDI)
Output Port	1 x BNC (SD/HD/3G-SDI), 1 x CV, 1 x SV, 1 x Coaxial, 1 x R/L RCA Jack
Video Output Supports	NTSC/PAL
SDI In/Out Support Timing	480i, 576i, 720p@50/59.94/60, 1080i@50/59.94/60, 1080p@23.98/24/25/29.97/30/50/59.94/60 1080PsF@23.98/24/25/29.97/30
Power Supply	5V DC/ 2.6A (US/EU standards, CE/FCC/UL certified)
ESD Protection	Human body model: ± 8kV (air-gap discharge) ± 4kV (contact discharge)
SDI Cable Distance	3G up to 100M HD up to 200M SD up to 300M
Dimensions (mm)	180(W) x 142(D) x 25(H)
Weight(g)	435
Chassis Material	Aluminum
Silkscreen Color	Silver
Operating Temperature	0°C ~ 40°C / 32°F ~ 104°F
Storage Temperature	-20°C ~ 60°C / -4°F ~ 140°F
Relative Humidity	20 ~ 90% RH (Non-condensing)
Power Consumption	(W)8.5

Connection

